


OLIVER


Model "OC-3"

CRAWLER TRACTOR




THE
OLIVER
CORPORATION

"FINEST IN INDUSTRIAL MACHINERY"



Model "OC-3" with Front End Loader— an ideal unit for loading everything from coal to sand to snow.



Model "OC-3" with Imp Dozer— this sturdy tractor packs plenty of power for "heavy-weight" dozing operations.

ADVANCED ENGINEERING • BALANCE

Four-cylinder high compression engine with fixed power jet carburetor for maximum efficiency.

Radiator is supported on motor frame. Positive radiator support means less vibration and longer life.

Readily accessible clutch pedal adjustment.

All gears heat-treated, operating in a bath of oil.

Transmission case is reinforced by $\frac{3}{8}$ -inch steel plate, formed and fabricated for extra strength, with $\frac{3}{8}$ -inch dowels at each corner to prevent case movement or breakage.

Visible fuel filter sediment bulb.

Engine mounted *back* with front of tracks and radiator practically in line. Gives better balance and more lift for front end loading . . . makes for better dozing and grading because blade is mounted close to tracks.

All transmission shafts operate on heavy-duty tapered roller bearings.


Large capacity oil-bath air cleaner. Heavy-duty clutch.

Carburized and hardened bushings. Tocco-hardened pins.

Centralized spring adjustment for track tension. Spring is heavy-duty, open type buffer.


Foot-operated clutch pedal.

Large capacity cooling system and water pump insure proper operating temperatures under extreme conditions.




MODEL "OC-3" WITH WIDE TREAD

For work where extra stability is needed, such as jobs which require sidehill operation, the Model "OC-3" with 60" tread is ideal. This extra 18 inches between tracks adds remarkably to the tractor's stability and permits safe operation at very steep angles. You get the same engine with the same quality features as on the 42" gauge "OC-3".




MODI

For operati
desirable, t
fectly. Its n
tractor to w
be helpless.
with all the



Model "OC-3" with Winch—
a valuable accessory for logging work and many other types of operation.



Model "OC-3" with Snow Plow—
just right for clearing sidewalks, driveways and narrow roads. Enclosed cab for operator comfort.

D DESIGN • RUGGED CONSTRUCTION

Comfortable bucket-type seat.

Oliver "Crawler's" exclusive steering principle that transmits power through both tracks at all times.

Power is transmitted through heavy-duty universal joints.

Conveniently located controls.

Knee action works in a vertical plane, holding track in alignment firmly, yet giving maximum track oscillation. Heavy-duty main springs are regular equipment.

Heavy rolled steel grouser and plate, securely fastened to the rails.

Unusually high clearance permits tractor to operate in soft places and pass over obstructions that would stop other tractors.

Renewable bushings in the lower track wheels, sealed against dirt and grit with spring-loaded seals.

Track shoes have drop-forged, differentially heat-treated steel side rails.


Reinforced malleable iron track frame guide supports easily handle strains of mounted equipment.

Heavy, 5 $\frac{1}{8}$ -inch channel main frame is reinforced by heavy formed cross member securely bolted to transmission case.

Rigid or free-swinging drawbar.


Heavy-duty front wheel with wheel flanges outside of track wheels for better alignment.

Strong, unit construction, U-shaped track frame.



"OC-3" WITH NARROW TREAD

in cramped quarters where minimum width is Model "OC-3" with 31" tread fills the bill per-row overall width (less than 42") permits this on jobs where a standard width machine would ere, too, you get the same engine and accessories me quality features as on the 42" gauge "OC-3".



THE OLIVER CORPORATION

Specifications for OLIVER Model "OC-3"

Industrial Crawler Tractors

(Specifications subject to change without notice)

RATED CAPACITY

Maximum horsepower at sea level established by Nebraska Test No. 434. (NACC Rating for tax purposes 16.90)

Drawbar horsepower	21.85
Belt horsepower	26.36
Drawbar pull—pounds:	
First	3940
Second	2512
Third	1472
Reverse	3470

SPEEDS

First (m.p.h.)	2.01
Second	3.19
Third	5.24
Reverse	2.33

Ratio of engine to sprocket R.P.M.

First	63.43
Second	40.06
Third	24.36

ENGINE

Bore and stroke	3¼" x 4"
Number of cylinders	4
Revolutions per minute	1700
Piston displacement in cubic inches	132.7
Piston speed in feet per minute	1133
Crankcase oil capacity—quarts	5½
Cooling system capacity—gallons	2¾
Fan diameter	15"
Fuel	Gasoline
Fuel tank capacity—gallons	12
Ignition	High Tension Magneto
	2"
	3
	Replaceable Element
	Vortex
Air Cleaner	Marvel-Schebler
Carburetor	Intake 1¼"
Intake and exhaust valves (sizes port diameter)	Exhaust 1⅛"
Lubrication	Force Feed

STARTING

Electric starter and battery are regular equipment.

GOVERNOR

Variable speed flyball type governor is fully enclosed. Built into timing gear compartment for maximum compactness and freedom from sludge. Tamper-proof and mounted to maintain positive relationship to driving gear.

TRANSMISSION AND STEERING

Clutch size	9" single
Transmission case oil capacity—gallons (Note: When power pulley is installed, add two extra quarts of oil to transmission)	2
Steering band width	1¾"
Steering bands—total area—sq. inches	79

TRACKS AND TRACK FRAME

Number lower track wheels each frame	3
Track shoe length—center to center of pins	57½"
Track shoe width—standard	10"

Center to center of track (gauge)	42"
Special track available	6"-8"-12"
Length track on ground	50"
Total ground contact area (square inches)	1000
Size track pin	1½" x 5⅛"
Size track bushing (outside diameter)	1½" x 3⅛"
Number of shoes per track	30

DIMENSIONS

Length overall (without crank)	100"
Width overall	52⅝"
Height of hood	50⅜"
Minimum clearance above grouser tip, at drawbar	12"
Ground clearance above grouser tip	20"

DRAWBAR

Height above grouser tip	14⅝"
Size of drawbar	2¾" x 1"
Lateral movement right or left of center	12½"
Diameter drawbar pin	¾"

WEIGHT (WITH STANDARD GROUSERS)

Pounds—Shipping (approximately)	3560
Pounds—Operating (approximately)	3860
Ground Pressure—pounds per square inch.	3.8

POWER PULLEY (SPECIAL EQUIPMENT)

Diameter	8½"
Face	6½"
Belt speed	2310
Rear P.T.O.—R.P.M.	551
P.T.O. connection	A.S.A.E. Spline 1⅜" 6B

The above specifications apply to the 31" track center model and the 60" track center model as well as to the industrial (42") model, with the following exceptions:

(Note: Where space is marked *, spec. is same as for 42" gauge model)

STARTING

Impulse coupling of completely enclosed, high-tension induction type magneto, provides hot spark at cranking speed and automatically retards the spark to prevent kick-back. Magneto bearings packed with special heat-resisting grease, providing permanent lubrication. Magneto conveniently located for servicing and adjustment. Electric starter and battery available at extra cost.

TRACKS AND TRACK FRAME "OC-3"-31" "OC-3"-60

Center to center of track (gauge)	31"	60"
Track shoe width	6"	6"
Special track available	8"-10"	8"-10"-12"
Total ground contact area (sq. in.)	600	600

DIMENSIONS

Width overall	41⅝"	70⅝"
Height of hood	46"	*
Minimum clearance above grouser tip at drawbar	7⅝"	12"
Ground clearance above grouser tip	18⅞"	*

DRAWBAR

Height above grouser tip	10⅜"	*
Lateral movement right or left of center	12"	*

WEIGHT (WITH STANDARD GROUSERS)

Pounds—shipping (approx.)	3276	3362
Pounds—operating (approx.)	3576	3662
Ground pressure—pounds per sq. in.	5.95	6.10

A-1009-B—LITHO. IN U. S. A. 40M—3-53

THE OLIVER CORPORATION, 400 West Madison Street, Chicago 6, Illinois